

# SERVE DC: DISTRICT WIDE VOLUNTEERISM & TRAINING

---

*2018 Comprehensive Report*



## Table of Contents

SERVE DC: ENGAGEMENT OVERVIEW .....	3
ANNUAL VOLUNTEERISM & TRAINING SUMMARY STATS:.....	3
GRANT MANAGEMENT & FINANCIALS .....	4
FY2018 OUTREACH BUDGET ALLOCATION SUMMARY – A1:.....	4
GRANT MANAGEMENT & FINANCIALS cont'd .....	5
FY2018 OUTREACH BUDGET ALLOCATION SUMMARY BY PERCENTAGES – A2: .....	5
COMMUNICATIONS & OUTREACH.....	6
SOCIAL MEDIA.....	6
TABLING .....	6
COMMUNITY OUTREACH cont'd.....	7
COMMUNITY OUTREACH cont'd.....	8
CERT TRAINING SUMMARY.....	9
COMMANDER READY TRAINING SUMMARY .....	10
EMERGENCY PREPAREDNESS SUMMARY .....	11
EMERGENCY PREPAREDNESS SUMMARY cont'd .....	12
CERT ACTIVATIONS .....	12
CPR / FIRST AID / AED SUMMARY.....	13
COMMUNITY ENGAGEMENT .....	14
COMMUNITY ENGAGEMENT cont'd .....	15
MAYORAL COMMUNITY ENGAGEMENT EVENTS.....	15
NATIONAL SERVICE SUMMARY.....	16
NATIONAL SERVICE SUMMARY cont'd.....	17
THIS PAGE INTENTIONALLY LEFT BLANK.....	18
Appendix A – COMMUNICATIONS & OUTREACH .....	19
TABLING .....	19
Appendix B - CERT TRAINING.....	23
CERT TRAINING .....	23
Appendix C – COMMANDER READY.....	24
COMMANDER READY.....	24
APPENDIX D - EMERGENCY PREPAREDNESS (EP).....	27



SERVE DC: VOLUNTEERISM & TRAINING OPPORTUNITIES  
*FY2018 - Comprehensive Report*

EMERGENCY PREPAREDNESS..... 27

APPENDIX E – CPR/FIRST AID/AED ..... 32

    CPR / FA / AED..... 32

APPENDIX F - COMMUNITY ENGAGEMENT ..... 43

    COMMUNITY ENGAGEMENT ..... 43

## SERVE DC: ENGAGEMENT OVERVIEW

Serve DC – The Mayor’s Office of Volunteerism and Partnerships utilizes grant funding to sponsor the District’s spirit of service and engage residents in meaningful volunteer opportunities. The agency also provides critical support to the city’s official emergency response effort within the first 72 hours of a crisis by recruiting and training District residents to respond and assist during emergencies. These volunteer service opportunities and training courses are promoted and offered to District of Columbia residents. The Catalog of course selections and volunteer opportunities for 2018 consisted of:

- CERT
- COMMANDER READY TRAINING
- EP & SAFETY COURSES
- GENERAL PUBLIC AED / CPR / FA
- GENERAL VOLUNTEER OPPORTUNITY JOYFUL MARKET
- HANDS ON HEART CPR AWARENESS
- OSSE AED / CPR / FA
- TABLING
- TECHNICAL ASSISTANCE

### ANNUAL VOLUNTEERISM & TRAINING SUMMARY STATS:

Throughout fiscal year 2018, **Serve DC hosted 569 training sessions, tabling events, and volunteer opportunities.** A breakout by quarter is listed below:

- ✓ **424** Training Sessions
- ✓ **77** Tabling Events
- ✓ **68** Volunteer Opportunities

TYPE OF EVENT:	QTR: 1	QTR: 2	QTR: 3	QTR: 4	SUBTOTAL
CERT	1	6	0	2	9
COMMANDER READY TRAINING	24	11	1	28	64
EP & SAFETY COURSES	9	17	26	26	78
GENERAL PUBLIC AED / CPR / FA	0	8	19	36	63
GENERAL VOLUNTEER OPPORTUNITY	17	21	16	14	68
HANDS ON HEART CPR AWARENESS	9	21	34	53	117
OSSE AED / CPR / FA	14	18	22	16	70
TABLING	23	24	12	18	77
TECHNICAL ASSISTANCE	3	10	2	8	23
<b>Total No. Of Trainings By Quarter</b>	<b>100</b>	<b>136</b>	<b>132</b>	<b>201</b>	<b>569</b>

## GRANT MANAGEMENT & FINANCIALS

Serve DC utilizes a mix of funding to engage District of Columbia residents in valuable service opportunities and / or mission critical trainings. During FY2018, the agency expended funds from (8) federal grants and (3) District-wide Memorandums of Understandings (MOUs) to enhance and support its service efforts. A breakout of funding is listed below in Table A1 and applicable percentages in Table A2:

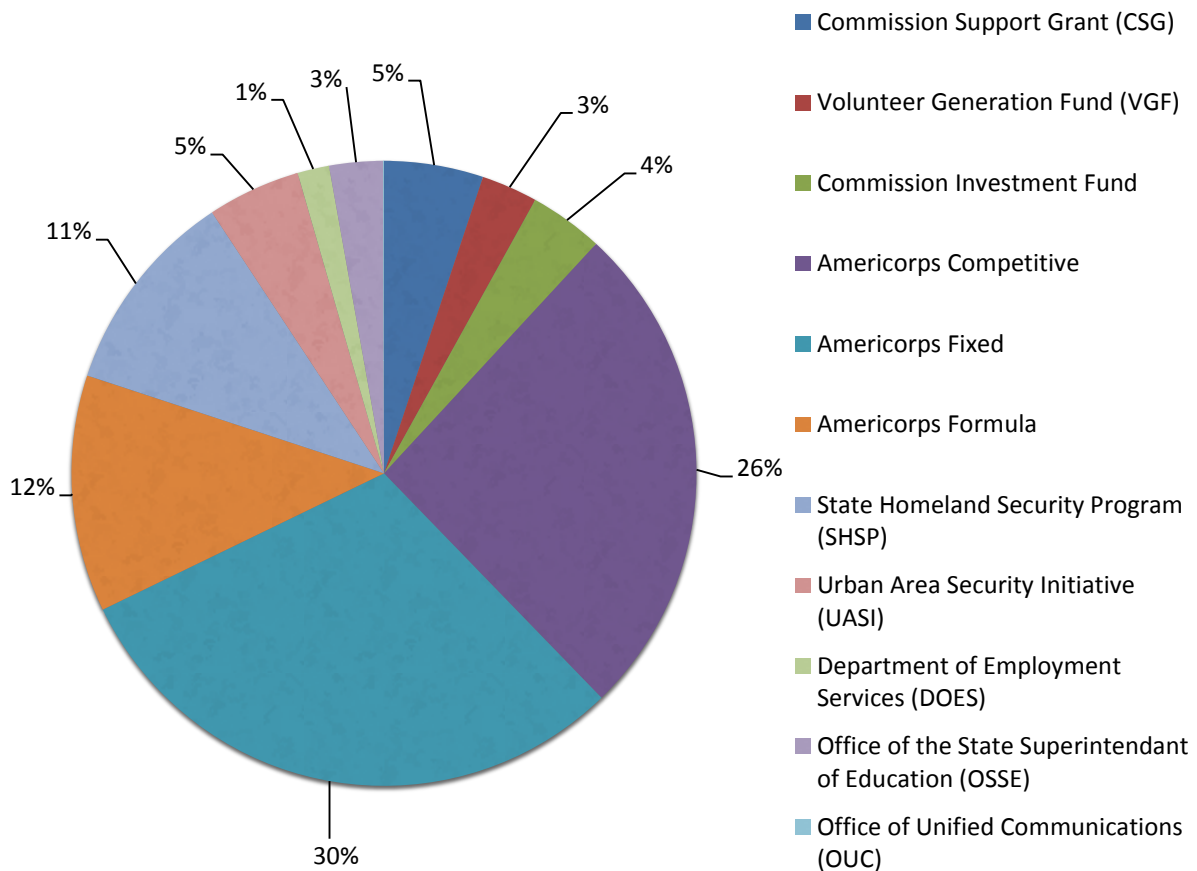
### FY2018 OUTREACH BUDGET ALLOCATION SUMMARY – A1:

FUNDING SOURCE:	GRANT NAME:	AMOUNT AWARDED
CORPORATION FOR NATIONAL COMMUNITY SERVICES (CNCS)	Commission Support Grant (CSG)	\$265,000.00
	Volunteer Generation Fund (VGF)	\$150,000.00
	Commission Investment Fund	\$198,144.50
	AmeriCorps Competitive	\$1,335,354.11
	AmeriCorps Fixed	\$1,552,070.00
	AmeriCorps Formula	\$632,352.00
	<b>SUBTOTAL:</b>	<b>\$4,132,920.61</b>
HOMELAND SECURITY EMERGENCY MANAGEMENT AGENCY (HSEMA)	State Homeland Security Program (SHSP)	\$550,000.00
	Urban Area Security Initiative (UASI)	\$248,807.00
	<b>SUBTOTAL:</b>	<b>\$798,807.00</b>
MEMORANDUM OF UNDERSTANDINGS (MOUS)	Department of Employment Services (DOES)	\$84,499.00
	Office of the State Superintendent of Education (OSSE)	\$143,559.00
	Office of Unified Communications (OUC)	\$1,993.07
	<b>SUBTOTAL:</b>	<b>\$230,051.07</b>
<b>TOTAL:</b>		<b>\$5,161,778.68</b>

## GRANT MANAGEMENT & FINANCIALS cont'd

### FY2018 OUTREACH BUDGET ALLOCATION SUMMARY BY PERCENTAGES – A2:

#### FY2018 OUTREACH BUDGET ALLOCATION PERCENTAGES



## COMMUNICATIONS & OUTREACH

### SOCIAL MEDIA

As part of the agency's community outreach efforts, Serve DC is required to touch 65,000 residents via outreach, training and / or ads (print or social media). **During this reporting period, the agency met its initial goal of 65,000 touches and exceeded the specified threshold by 415%, with a total of 335,030 touches.** The following table outlines the number of social media impressions relative to emergency preparedness.

**FY2018 SOCIAL MEDIA IMPRESSIONS**

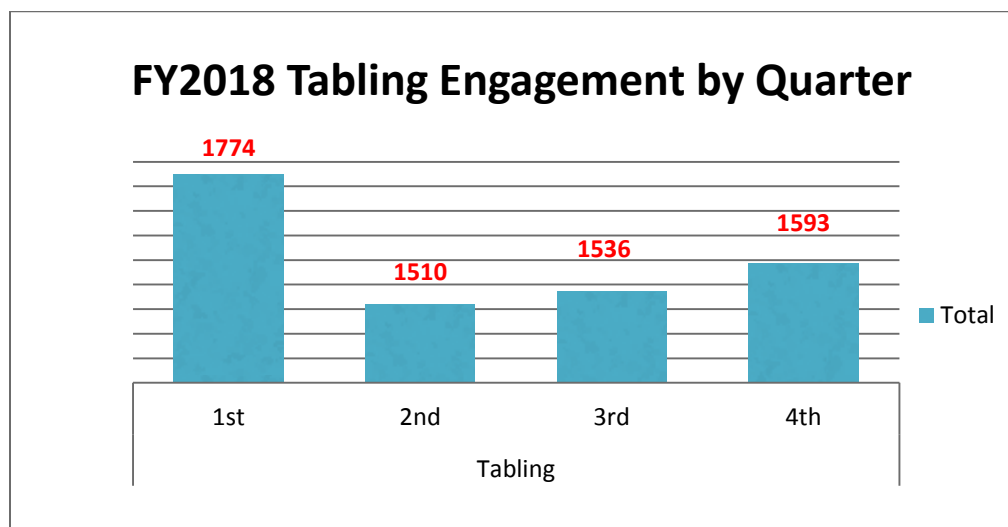
Social Media Outlet	No. of Impressions
Twitter:	258,951
Facebook:	29,796
Instagram:	24,280
Constant Contact	22,003
<b>Total:</b>	<b>335,030</b>

### TABLING

As it relates to tabling, Serve DC partners with sister District agencies and local organizations to disseminate literature critical to raising awareness about specific issues, advertise for upcoming events, and to recruit new service volunteers. **During this reporting period, Serve DC participated in (77) tabling events and engaged with 6,413 residents.** The below tables provide a depiction of Tabling participation and engagement stats.

**FY2018 TABLING EVENTS BY QUARTER**

Q1	Q2	Q3	Q4	Total
23	24	12	18	77



*\*See Appendix A for more in depth Tabling reporting.*



## COMMUNITY OUTREACH cont'd

As a result of the above agency outreach efforts, a total of **50,548** residents were engaged via volunteer opportunities and / or emergency preparedness trainings offered through our suite of programs. A summary of the total number of attendees by quarter is listed below in Table B1, as well as, the type and count of events by quarter in Table B2:

**FY2018 NUMBER OF ATTENDEES BY QUARTER – B1**

QTR	Actual Attendees
1st	15,556
2nd	20,739
3rd	5,834
4th	8,419
<b>Total</b>	<b>50,548</b>

**TYPE AND COUNT OF EVENT BY QUARTER – B2**

TYPE OF EVENT by QTR	COUNT OF EVENTS
<b>1st</b>	<b>100</b>
CERT	1
Commander Ready Training	24
EP & Safety Courses	9
General Volunteer Opportunity (Joyful Market, Seasons of Services, CAFB)	8
General Volunteer Opportunity (Joyful Market, Seasons of Services, CAFB)	9
Hands on Heart CPR Awareness	9
OSSE FA/CPR/AED	14
Tabling	23
Technical Assistance/Training/DCALC	3
<b>TYPE OF EVENT by QTR</b>	<b>COUNT OF EVENTS</b>
<b>2nd</b>	<b>136</b>
CERT	6
Commander Ready Training	11
EP & Safety Courses	17
General Public FA/CPR/AED	8
General Volunteer Opportunity (Joyful Market, Seasons of Services, CAFB)	19
General Volunteer Opportunity (Joyful Market, Seasons of Services, CAFB)	2
Hands on Heart CPR Awareness	21
OSSE FA/CPR/AED	18
Tabling	24
Technical Assistance/Training/DCALC	10



## COMMUNITY OUTREACH cont'd

<b>3rd</b>	<b>132</b>
Commander Ready Training	1
EP & Safety Courses	26
General Public FA/CPR/AED	19
General Volunteer Opportunity (Joyful Market, Seasons of Services, CAFB)	16
Hands on Heart CPR Awareness	34
OSSE FA/CPR/AED	22
Tabling	12
Technical Assistance/Training/DCALC	2
<b>4th</b>	<b>201</b>
CERT	2
Commander Ready Training	28
EP & Safety Courses	26
General Public FA/CPR/AED	36
General Volunteer Opportunity (Joyful Market, Seasons of Services, CAFB)	14
Hands on Heart CPR Awareness	53
OSSE FA/CPR/AED	16
Tabling	18
Technical Assistance/Training/DCALC	8
<b>Total No of Events</b>	<b>569</b>

## CERT TRAINING SUMMARY

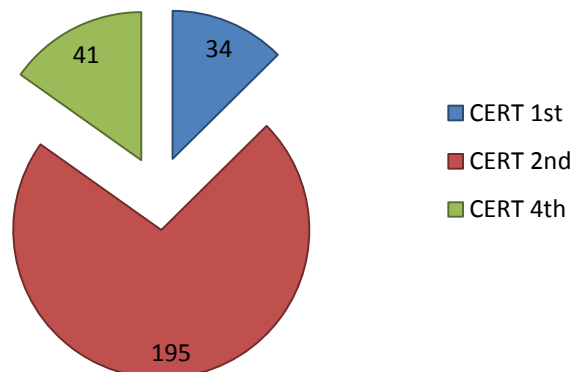
The Community Emergency Response Team (CERT) program equips citizens, inclusive of teens and young adults, ages 16-24, with the basic skills necessary to prepare and protect themselves, their families, and neighbors. CERT members are trained in fire safety, search and rescue operations, basic triage and first aid, disaster preparedness, hazard mitigation, terrorism awareness, and disaster psychology. **During this reporting period, Serve DC provided (9) CERT Training courses throughout the District and serviced 270 residents throughout Wards 1, 6, 7 and 8.**

The CERT course is comprised of 20 hours of training, over a 5 day period. Students successfully completing the CERT course receive a 2 – year certification demonstrating completion of a training course that meets and exceeds industry accepted national basic training standards and a better understanding in the below specified areas. Citizens are then able to provide critical support to first responders, immediate assistance to victims and can help organize spontaneous volunteers at a disaster site.

- Disaster Preparedness
- Fire Safety
- Medical Operations and First Aid
- Search and Rescue
- Disaster Psychology
- Terrorism

A breakdown of quarterly number of attendees is listed below:

### FY2018 CERT QUARTERLY ATTENDANCE STATS



*\*Note 1: There were no CERT trainings to report during the third quarter, FY2018.*

*\* Note 2: See Appendix B for more in depth CERT reporting*

## COMMANDER READY TRAINING SUMMARY

Commander Ready Training is a specialized emergency preparedness Initiative designed to educate and engage youth, ages 5-13. Commander Ready uses fun, interactive games and activities to introduce youth to emergency preparedness in a nonthreatening, safe way. **During this reporting period, Serve DC provided (64) Commander Ready Training courses throughout the District and serviced 2,002 residents throughout Wards 1-8:** A breakdown of the count of trainings by quarter is listed in Table C1 below, as well as, total attendance by quarter in Table C2:

**FY2018 COMMANDER READY TRAININGS BY QUARTER – C1**

QTR	EVENT	NO OF ACTUAL TRAININGS
1st	Commander Ready Training	24
2nd	Commander Ready Training	11
3rd	Commander Ready Training	1
4th	Commander Ready Training	28
<b>Grand Total</b>		<b>64</b>

**COMMANDER READY TOTAL ATTENDANCE BY QUARTER – C2**

QTR2	TYPE OF EVENT	Sum of Actual Attendees
1st	Commander Ready Training	1037
2nd	Commander Ready Training	185
3rd	Commander Ready Training	100
4th	Commander Ready Training	680
Grand Total		2002

*\*Note: See Appendix C for more in depth Commander Ready reporting.*

## EMERGENCY PREPAREDNESS SUMMARY

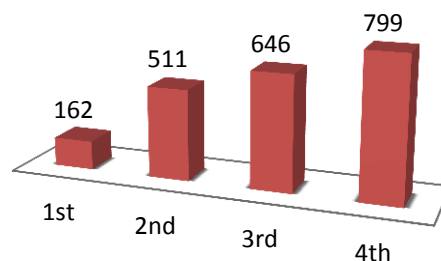
The Emergency Preparedness and Safety Training Program is an initiative introduced by Mayor Bowser to facilitate creation of safer and stronger communities across the District of Columbia by providing residents and subsequent visitors with **FREE** training essentials. EP is comprised of the following courses:

- Active Shooter Response
- Stop-the-Bleed
- Disaster Psychology
- Terrorism Awareness
- Fire Safety
- 72-hour Senior Kit

During this reporting period, Serve DC provided (78) Emergency Preparedness & Safety courses throughout the District and serviced 2,118 residents throughout Wards 1-8: A breakdown of training dates is listed below:

FY2018 EP TRAININGS BY QUARTER			
Q1	Q2	Q3	Q4
9	17	26	26

### EP Quarterly Attendance Totals



*\*Note: See Appendix D for more in depth Emergency Preparedness reporting.*

## EMERGENCY PREPAREDNESS SUMMARY cont'd

### CERT ACTIVATIONS

EVENT No.	DATE OF EVENT	NAME OF CERT EVENT	DESCRIPTION
#1	March 03, 2018	EOC Activation	Unveiling of former Mayor Marion Barry's statue
#2	May 03 <sup>rd</sup> – 08 <sup>th</sup> , 2018	EOC Activation	Exercise
#3	July 17 <sup>th</sup> – 18 <sup>th</sup> , 2018	EOC Activation	MLB All Star Game
#4	March 24, 2018	March For Our Lives	District Supported Event

## CPR / FIRST AID / AED SUMMARY

The Emergency Preparedness & Safety Initiative serves as a primer to disaster preparedness and is comprised of CPR / FA / AED training subsets. Students successfully completing the course receive a 2 – year certification demonstrating completion of training which meets the American Red Cross industry accepted, basic training standards. Students also receive a better understanding in the specified below areas and are then able to provide critical support to first responders and immediate assistance to victims.

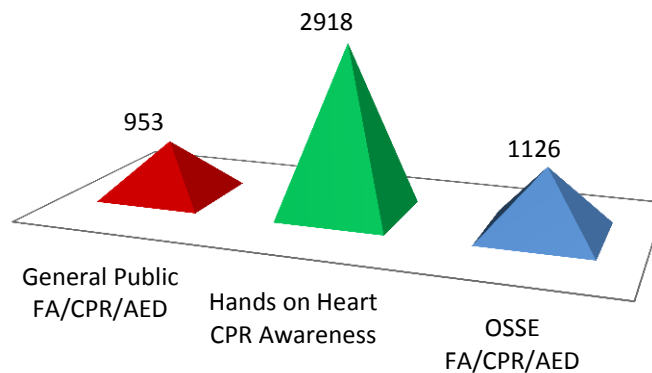
- **Cardiopulmonary Resuscitation (CPR)** – This training instructs students on how to properly perform chest compressions at the rate of 100-200 beats per minute.
- **First Aid (FA)** – This training provides students with basic medical skills for safety of self and others.
- **Automated External Defibrillator (AED)** – This training instructs students on when and how to deploy the instrument during instances of cardiac arrest and / or shallow or weak pulse.

During this reporting period, Serve DC provided (250) First Aid/CPR/AED courses throughout the District and serviced 4,997 residents throughout Wards 1-8. This aforesaid number is inclusive of government personnel: A breakdown of each subset is listed in table D1 and attendance stats are listed in table D2:

**No of CPR/FA/AED COURSE OFFERINGS BY QUARTER – D1**

Type of Event	Qtr. 1	Qtr. 2	Qtr. 3	Qtr. 4	Sub-total
GENERAL PUBLIC AED / CPR / FA	0	8	19	36	63
OSSE AED / CPR / FA	14	18	22	16	70
HANDS ON HEART CPR AWARENESS	9	21	34	53	117
Grand Total:					250

**TOTAL CPR/FA/AED ATTENDANCE BY QUARTER – C2**



\*Note 1: There were no CPR/FA/AED Trainings to report during the first quarter, FY2018.

Note 2: See Appendix E for more in depth CPR/FA/AED reporting.

## COMMUNITY ENGAGEMENT

General volunteer opportunities provide District residents with opportunities to partner with Serve DC through volunteering efforts. Each opportunity is unique and allows the resident to engage in new service activities, gain valuable real world experience, develop social skills, hone in on career prospects, build confidence, and make an impact on the lives being touched. According to CNCS, volunteering improves psychological and physical health. As such, volunteers reap the benefits of feeling a personal sense of accomplishment while building social networks. **During FY2018, Serve DC provided (67) General Volunteer Opportunities and serviced 33,899 residents via Joyful Market, Seasons of Service and CAFB –** see Table E1 for the No of engagement opportunities provided and Table E2 for attendance breakout.


**COMMUNITY ENGAGEMENT STATS BY QUARTER – E1**

Q1	Q2	Q3	Q4	Total
17	21	16	14	67

**COMMUNITY ENGAGEMENT ATTENDANCE STATS – E2**

### Community Engagement Attendance Stats

■ General Volunteer Opportunity (Joyful Market, Seasons of Services, CAFB)





## COMMUNITY ENGAGEMENT cont'd

### MAYORAL COMMUNITY ENGAGEMENT EVENTS

Serve DC supports community engagement events organized by the Executive Office of the Mayor.

**During this reporting period, the agency supported (9) Mayoral initiated events** – see below table for full list.

EVENT	DATE	LOCATION	DESCRIPTION
2018 Budget Engagement Forum	Feb 21, 2018	UDC Student Center	DC residents share their values, priorities, and ideas with the Bowser Administration as the budget is developed.
2018 Budget Engagement Forum	Feb 22, 2018	Watkins Elementary School	DC residents share their values, priorities, and ideas with the Bowser Administration as the budget is developed.
2018 Budget Engagement Forum	Feb 24, 2018	Kramer Middle School	DC residents share their values, priorities, and ideas with the Bowser Administration as the budget is developed.
2018 State of the District	March 15, 2018	UDC Theater of the Arts	Mayor Bowser share's her vision for the District for the year.
DC Emancipation Day	April 14, 2018	Freedom Plaza	Celebration of DC's Emancipation Day
DC Funk Parade	May 12, 2018	Howard Theatre	Embodies the spirit of the District, it brings our communities together and honors the city's cultural heritage that we've all come to know and love.
Capital Pride Parade	June 9, 2018	Parade Starting Point	Celebrating DC LGBTQ issues in the District.
Barrack's Row Fourth of July Parade	July 4, 2018	Barracks Row	Fourth of July Parade
Slow Down Campaign	August 20, 2018	Excel Academy	Reminding motorists to slowdown and welcome the young ladies of Excel Academy on their first day of school.

## NATIONAL SERVICE SUMMARY

Serve DC is the DC Commission on National and Community Service, one of more than 50 State Service Commissions that administer Federal Corporation for National and Community Service funds and coordinates National Service initiatives in the District. Each year, Serve DC awards more than \$4 million in AmeriCorps grants to District-based nonprofit organizations, schools and universities to strengthen organizational capacity and create and expand programs that fight poverty and advance economic opportunity and academic achievement.

Serve DC provides sub grantees with technical assistance to ensure each stage of a grantee's life cycle is properly executed. The agency also provides the following trainings:

- Orientation sessions
- Training on the notice of funding opportunity
- Developing a program design and logic model
- Overview of performance requirements and program management

During this reporting period, Serve DC provided assistance and / or training on 23 occasions. The below table provides assistance / training stats per quarter.

**NATONAL SERVICE EVENT STATS BY QUARTER**

Events	NO OF YEARLY EVENTS
Technical Assistance/Trainings/DCALC	23
1st	3
2nd	10
3rd	2
4th	8
<b>Grand Total</b>	<b>23</b>

## NATIONAL SERVICE SUMMARY cont'd

Additionally, the following list comprises FY2018 National Service sub-grantees.

**FY2018 LIST OF SUB-GRANTEES**

	NAME OF SUB-GRANTEE	WARD
1)	AARP Foundation, Experience Corps	2
2)	After-School All-Stars	2
3)	Capital Area Asset Builders	2
4)	Center for Inspired Teaching	2
5)	City Year	1
6)	Earth Conservation Corps	6
7)	Higher Achievement	6
8)	Jumpstart	2
9)	Kid Power, Inc.	2
10)	Latin American Youth Center	1
11)	Literacy Lab	2
12)	National Reentry Network	7
13)	PlayWorks	6
14)	Reading Partners	5
15)	Relay Graduate School of Education	6
16)	Teach for America	1
17)	Teens Run DC	8
18)	The Fishing School	7
19)	Washington Aids Partnership	2

**THIS PAGE INTENTIONALLY LEFT BLANK**

## Appendix A – COMMUNICATIONS & OUTREACH

### TABLING

#### COURSES and ATTENDEES BY QUARTER

QTR	WARD BREAKOUT	DATE OF EVENT	TYPE OF EVENT	NO OF ATTENDEES
1st				
	3			
		10/19/2017		100
		12/5/2017		
			Tabling	150
	4			
		10/19/2017		100
		10/24/2017		60
		10/26/2017		400
	5			
		10/30/2017		
			Tabling	25
		11/13/2017		
			Tabling	60
		11/16/2017		
			Tabling	40
		12/14/2017		
			Tabling	192
	6			
		10/18/2017		
			Tabling	70
		11/27/2017		
			Tabling	30
		12/6/2017		
			Tabling	80
		12/13/2017		
			Tabling	12
	7			
		11/8/2017		80
		11/20/2017		30
	8			
		11/2/2017		
			Tabling	150

	11/22/2017	
	Tabling	95
N/A		
	11/16/2017	
	Tabling	100
2nd		
1		
	1/13/2018	9
	2/8/2018	
	Tabling	62
	2/15/2018	
	Tabling	30
	3/19/2018	
	Tabling	145
3		
	1/5/2018	
	Tabling	115
4		
	2/16/2018	
	Tabling	108
5		
	2/26/2018	
	Tabling	63
	2/27/2018	
	Tabling	60
6		
	1/22/2018	
	Tabling	63
	1/23/2018	
	Tabling	70
	1/31/2018	
	Tabling	70
	3/26/2018	40
7		
	1/30/2018	
	Tabling	60
	3/1/2018	
	Tabling	95
	3/9/2018	
	Tabling	45
	3/20/2018	

	Tabling	35
8		
	2/13/2018	
	Tabling	320
	3/16/2018	
	Tabling	60
	3/27/2018	
	Tabling	60
3rd		
3		
	6/27/2018	
	Tabling	215
5		
	4/3/2018	
	Tabling	20
	4/10/2018	
	Tabling	75
	6/20/2018	
	Tabling	300
6		
	4/6/2018	
	Tabling	83
	5/29/2018	
	Tabling	80
	6/20/2018	
	Tabling	200
	6/26/2018	
	Tabling	23
7		
	4/23/2018	
	Tabling	100
8		
	6/28/2018	
	Tabling	400
N/A		
	6/6/2018	
	Tabling	40
4th		
1		
	9/18/2018	
	Tabling	60



<b>2</b>		
	9/20/2018	
	Tabling	30
	9/27/2018	
	Tabling	200
<b>5</b>		
	9/13/2018	
	Tabling	15
	9/26/2018	
	Tabling	135
<b>6</b>		
	7/25/2018	
	Tabling	300
	8/6/2018	
	Tabling	20
<b>7</b>		
	8/1/2018	200
	9/21/2018	
	Tabling	60
	9/24/2018	
	Tabling	100
<b>8</b>		
	7/11/2018	
	Tabling	120
	7/12/2018	
	Tabling	43
	7/19/2018	
	Tabling	85
	8/15/2018	
	Tabling	100
	8/23/2018	
	Tabling	50
	8/30/2018	
	Tabling	40
	9/4/2018	
	Tabling	35
<b>Grand Total</b>		<b>6413</b>

## Appendix B - CERT TRAINING

### CERT TRAINING

COURSES and ATTENDEES BY QUARTER				
QTR	WARD BREAKOUT	DATE OF EVENT	TYPE OF EVENT	NO OF ATTENDEES
1st				34
	8			34
		12/7/2017		34
			CERT	34
2nd				195
	1			82
		2/24/2018		51
			CERT	51
		2/3/2018		16
		1/19/2018		15
	7			50
		2/22/2018		50
			CERT	50
	8			63
		3/24/2018		24
			CERT	24
		2/24/2018		39
			CERT	39
4th				41
	6			13
		7/31/2018		13
	8			28
		7/10/2018		28
			CERT	28
Grand Total				270

## Appendix C – COMMANDER READY

### COMMANDER READY

COURSES and ATTENDEES BY QUARTER				
QTR	WARD BREAKOUT	DATE OF EVENT	TYPE OF EVENT	NO OF ATTENDEES
1st				
	1			
		11/1/2017		21
		11/2/2017		
			Commander Ready Training	100
	2			
		10/26/2017		37
		11/9/2017		41
	3			
		11/6/2017		
			Commander Ready Training	102
		11/9/2017		23
		11/20/2017		45
	4			
		10/20/2017		231
		11/1/2017		27
		11/2/2017		
			Commander Ready Training	128
		11/20/2017		57
	5			
		10/18/2017		
			Commander Ready Training	34
		10/24/2017		22
	7			
		10/18/2017		
			Commander Ready Training	21
		10/19/2017		15
		10/25/2017		47
		11/7/2017		34
	8			
		10/10/2017		12
		10/26/2017		22
		10/31/2017		18

2nd		
2		
	3/27/2018	
	Commander Ready Training	23
3		
	3/26/2018	29
4		
	3/26/2018	11
	3/27/2018	
	Commander Ready Training	16
5		
	3/29/2018	41
6		
	3/28/2018	
	Commander Ready Training	49
8		
	3/30/2018	
	Commander Ready Training	16
3rd		
5		
	4/20/2018	
	Commander Ready Training	100
4th		
1		
	7/3/2018	
	Commander Ready Training	33
	7/18/2018	39
4		
	7/16/2018	
	Commander Ready Training	72
	7/31/2018	61
5		
	7/19/2018	
	Commander Ready Training	43
	7/25/2018	
	Commander Ready Training	25
	8/1/2018	15
	9/8/2018	10
6		
	7/25/2018	
	Commander Ready Training	58

	8/1/2018	56
7		
	7/23/2018	
	Commander Ready Training	36
	7/26/2018	20
	7/30/2018	45
8		
	7/24/2018	
	Commander Ready Training	40
	7/26/2018	107
	9/22/2018	20
<b>Grand Total</b>		<b>2002</b>

## APPENDIX D - EMERGENCY PREPAREDNESS (EP)

### EMERGENCY PREPAREDNESS

COURSES and ATTENDEES BY QUARTER				
QTR	WARD BREAKOUT	DATE OF EVENT	TYPE OF EVENT	NO OF ATTENDEES
1st				162
	1			56
		10/5/2017		36
			EP & Safety Courses	36
		11/8/2017		10
		11/9/2017		10
	2			12
		12/5/2017		12
			EP & Safety Courses	12
	3			25
		10/26/2017		25
	5			13
		11/17/2017		13
			EP & Safety Courses	13
	6			18
		12/6/2017		18
			EP & Safety Courses	18
	8			38
		10/26/2017		18
		11/4/2017		20
			EP & Safety Courses	20
2nd				511
	1			17
		2/3/2018		17
	2			54
		2/7/2018		21
			EP & Safety Courses	21
		2/28/2018		24
			EP & Safety Courses	24
		3/3/2018		9
			EP & Safety Courses	9
	3			54
		1/18/2018		14

	EP & Safety Courses	14
3/22/2018		40
	EP & Safety Courses	40
4		154
1/3/2018		29
	EP & Safety Courses	29
1/13/2018		55
	EP & Safety Courses	55
2/16/2018		12
	EP & Safety Courses	12
3/23/2018		23
	EP & Safety Courses	23
3/30/2018		35
	EP & Safety Courses	35
5		37
3/15/2018		23
	EP & Safety Courses	23
3/23/2018		14
	EP & Safety Courses	14
6		29
2/16/2018		29
	EP & Safety Courses	29
7		50
2/22/2018		50
	EP & Safety Courses	50
8		24
1/23/2018		24
	EP & Safety Courses	24
N/A		92
3/17/2018		92
	EP & Safety Courses	92
3rd		646
1		142
4/13/2018		20
	EP & Safety Courses	20
4/25/2018		30
	EP & Safety Courses	30
4/28/2018		56
	EP & Safety Courses	56
5/18/2018		20



	EP & Safety Courses	20
6/13/2018		16
	EP & Safety Courses	16
2		58
5/31/2018		13
	EP & Safety Courses	13
6/4/2018		45
	EP & Safety Courses	45
3		136
4/4/2018		28
	EP & Safety Courses	28
4/14/2018		60
	EP & Safety Courses	60
4/23/2018		34
	EP & Safety Courses	34
5/18/2018		14
	EP & Safety Courses	14
4		22
6/22/2018		22
	EP & Safety Courses	22
5		72
4/18/2018		16
	EP & Safety Courses	16
5/3/2018		11
	EP & Safety Courses	11
5/5/2018		25
	EP & Safety Courses	25
6/29/2018		20
	EP & Safety Courses	20
6		66
4/19/2018		15
	EP & Safety Courses	15
4/21/2018		41
	EP & Safety Courses	41
5/1/2018		10
	EP & Safety Courses	10
7		57
5/23/2018		9
	EP & Safety Courses	9
5/24/2018		20
	EP & Safety Courses	20

	6/21/2018	28
	EP & Safety Courses	28
8		93
	4/20/2018	25
	EP & Safety Courses	25
	5/10/2018	40
	EP & Safety Courses	40
	5/29/2018	28
	EP & Safety Courses	28
4th		799
2		7
	8/22/2018	7
	EP & Safety Courses	7
	9/27/2018	0
	EP & Safety Courses	0
3		153
	7/17/2018	18
	EP & Safety Courses	18
	9/13/2018	15
	EP & Safety Courses	15
	9/19/2018	93
	EP & Safety Courses	93
	9/21/2018	27
	EP & Safety Courses	27
4		115
	8/6/2018	19
	EP & Safety Courses	19
	8/8/2018	43
	EP & Safety Courses	43
	8/25/2018	12
	EP & Safety Courses	12
	8/29/2018	29
	EP & Safety Courses	29
	9/7/2018	12
	EP & Safety Courses	12
5		63
	7/20/2018	17
	EP & Safety Courses	17
	9/5/2018	21
	EP & Safety Courses	21
	9/24/2018	25

	EP & Safety Courses	25
6		52
	8/7/2018	18
	EP & Safety Courses	18
	8/21/2018	22
	EP & Safety Courses	22
	8/30/2018	12
	EP & Safety Courses	12
7		184
	9/18/2018	96
	EP & Safety Courses	96
	9/25/2018	88
	EP & Safety Courses	88
8		225
	7/23/2018	10
	EP & Safety Courses	10
	8/11/2018	10
	EP & Safety Courses	10
	9/12/2018	159
	EP & Safety Courses	159
	9/17/2018	21
	EP & Safety Courses	21
	9/19/2018	25
	EP & Safety Courses	25
<b>Grand Total</b>		<b>2,118</b>

## APPENDIX E – CPR/FIRST AID/AED

### CPR / FA / AED

#### COURSES and ATTENDEES BY QUARTER

QTR	WARD BREAKOUT	DATE OF EVENT	TYPE OF EVENT	NO OF ATTENDEES
1st				
	1			
		10/17/2017		12
		10/19/2017		11
		10/22/2017		
			OSSE FA/CPR/AED	21
		10/24/2017		22
		10/26/2017		42
		11/2/2017		
			OSSE FA/CPR/AED	18
		11/7/2017		57
		11/8/2017		60
		12/5/2017		
			Hands on Heart CPR Awareness	20
			OSSE FA/CPR/AED	20
		12/7/2017		
			OSSE FA/CPR/AED	14
		12/9/2017		
			Hands on Heart CPR Awareness	7
		12/12/2017		
			OSSE FA/CPR/AED	18
	2			
		11/22/2017		
			Hands on Heart CPR Awareness	14
	6			
		10/27/2017		
			Hands on Heart CPR Awareness	8
		12/6/2017		
			Hands on Heart CPR Awareness	18
2nd				
	1			
		1/11/2018		
			Hands on Heart CPR Awareness	19

	OSSE FA/CPR/AED	19
1/18/2018		
	OSSE FA/CPR/AED	28
1/25/2018		
	OSSE FA/CPR/AED	10
2/7/2018		
	OSSE FA/CPR/AED	16
2/8/2018		
	Hands on Heart CPR Awareness	16
2/22/2018		
	OSSE FA/CPR/AED	18
2/24/2018		
	General Public FA/CPR/AED	39
2/26/2018		
	General Public FA/CPR/AED	9
	Hands on Heart CPR Awareness	9
2/27/2018		
	OSSE FA/CPR/AED	15
3/1/2018		
	OSSE FA/CPR/AED	13
3/6/2018		
	OSSE FA/CPR/AED	34
3/8/2018		
	OSSE FA/CPR/AED	17
3/13/2018		
	Hands on Heart CPR Awareness	15
	OSSE FA/CPR/AED	15
3/14/2018		
	General Public FA/CPR/AED	5
	Hands on Heart CPR Awareness	10
	OSSE FA/CPR/AED	10
3/15/2018		
	OSSE FA/CPR/AED	19
3/20/2018		
	General Public FA/CPR/AED	10
	Hands on Heart CPR Awareness	10
	OSSE FA/CPR/AED	24
3/26/2018		12
3/27/2018		
	General Public FA/CPR/AED	12

	2/7/2018		
		Hands on Heart CPR Awareness	21
	2/28/2018		
		Hands on Heart CPR Awareness	24
4			
	1/3/2018		
		Hands on Heart CPR Awareness	29
	1/13/2018		
		Hands on Heart CPR Awareness	55
	3/14/2018		
		Hands on Heart CPR Awareness	63
5			
	3/23/2018		
		General Public FA/CPR/AED	23
		Hands on Heart CPR Awareness	23
6			
	2/16/2018		
		Hands on Heart CPR Awareness	29
7			
	3/12/2018		
		Hands on Heart CPR Awareness	14
	3/13/2018		
		Hands on Heart CPR Awareness	12
8			
	1/20/2018		
		General Public FA/CPR/AED	18
		Hands on Heart CPR Awareness	18
	1/31/2018		
		General Public FA/CPR/AED	11
		Hands on Heart CPR Awareness	11
	2/24/2018		
		Hands on Heart CPR Awareness	39
	3/16/2018		
		Hands on Heart CPR Awareness	10
3rd			
1			
	4/3/2018		
		OSSE FA/CPR/AED	39
	4/5/2018		
		OSSE FA/CPR/AED	15
	4/10/2018		

	OSSE FA/CPR/AED	10
4/11/2018		
	Hands on Heart CPR Awareness	20
4/12/2018		
	OSSE FA/CPR/AED	24
4/15/2018		
	General Public FA/CPR/AED	21
4/17/2018		
	Hands on Heart CPR Awareness	21
4/18/2018		
	Hands on Heart CPR Awareness	19
	OSSE FA/CPR/AED	19
4/19/2018		
	Hands on Heart CPR Awareness	19
	OSSE FA/CPR/AED	19
4/24/2018		
	OSSE FA/CPR/AED	18
4/26/2018		
	OSSE FA/CPR/AED	27
4/30/2018		
	General Public FA/CPR/AED	16
	Hands on Heart CPR Awareness	16
5/1/2018		
	OSSE FA/CPR/AED	17
5/2/2018		
	General Public FA/CPR/AED	11
	Hands on Heart CPR Awareness	11
5/3/2018		
	OSSE FA/CPR/AED	23
5/8/2018		
	OSSE FA/CPR/AED	18
5/10/2018		
	OSSE FA/CPR/AED	18
5/17/2018		
	Hands on Heart CPR Awareness	8
5/22/2018		
	Hands on Heart CPR Awareness	16
	OSSE FA/CPR/AED	15
5/30/2018		
	General Public FA/CPR/AED	12
5/31/2018		



	General Public FA/CPR/AED	9
	Hands on Heart CPR Awareness	9
6/5/2018		
	OSSE FA/CPR/AED	24
6/6/2018		
	OSSE FA/CPR/AED	23
6/7/2018		
	OSSE FA/CPR/AED	21
6/8/2018		
	OSSE FA/CPR/AED	21
6/12/2018		
	Hands on Heart CPR Awareness	18
	OSSE FA/CPR/AED	18
6/13/2018		
	Hands on Heart CPR Awareness	16
6/14/2018		
	Hands on Heart CPR Awareness	23
	OSSE FA/CPR/AED	23
6/25/2018		
	General Public FA/CPR/AED	23
6/26/2018		
	Hands on Heart CPR Awareness	13
	OSSE FA/CPR/AED	14
6/28/2018		
	Hands on Heart CPR Awareness	17
	OSSE FA/CPR/AED	17
6/29/2018		
	Hands on Heart CPR Awareness	23
2		
6/20/2018		
	General Public FA/CPR/AED	11
3		
5/17/2018		
	Hands on Heart CPR Awareness	8
5/18/2018		
	Hands on Heart CPR Awareness	14
5/23/2018		
	General Public FA/CPR/AED	7
	Hands on Heart CPR Awareness	7
5/30/2018		
	General Public FA/CPR/AED	21

	Hands on Heart CPR Awareness	21
6/13/2018		
	General Public FA/CPR/AED	12
	Hands on Heart CPR Awareness	12
4		
5/5/2018		
	General Public FA/CPR/AED	7
	Hands on Heart CPR Awareness	7
5/24/2018		
	Hands on Heart CPR Awareness	35
5		
4/3/2018		
	Hands on Heart CPR Awareness	6
4/9/2018		
	Hands on Heart CPR Awareness	6
4/18/2018		
	General Public FA/CPR/AED	16
	Hands on Heart CPR Awareness	16
5/21/2018		
	General Public FA/CPR/AED	11
	Hands on Heart CPR Awareness	11
6/27/2018		
	General Public FA/CPR/AED	13
	Hands on Heart CPR Awareness	13
6		
4/19/2018		
	Hands on Heart CPR Awareness	15
4/21/2018		
	Hands on Heart CPR Awareness	41
4/25/2018		
	Hands on Heart CPR Awareness	29
5/1/2018		
	Hands on Heart CPR Awareness	10
5/17/2018		
	General Public FA/CPR/AED	12
	Hands on Heart CPR Awareness	12
6/23/2018		
	General Public FA/CPR/AED	16
	Hands on Heart CPR Awareness	16
6/25/2018		
	General Public FA/CPR/AED	12

	Hands on Heart CPR Awareness	12
6/29/2018		
	General Public FA/CPR/AED	22
8		
6/12/2018		
	General Public FA/CPR/AED	16
4th		
1		
7/5/2018		
	General Public FA/CPR/AED	1
	Hands on Heart CPR Awareness	1
7/10/2018		
	Hands on Heart CPR Awareness	15
	OSSE FA/CPR/AED	15
7/11/2018		
	Hands on Heart CPR Awareness	25
	OSSE FA/CPR/AED	25
7/12/2018		
	OSSE FA/CPR/AED	15
7/17/2018		
	Hands on Heart CPR Awareness	15
	OSSE FA/CPR/AED	30
7/19/2018		
	OSSE FA/CPR/AED	15
7/23/2018		
	General Public FA/CPR/AED	7
7/28/2018		
	General Public FA/CPR/AED	26
8/1/2018		24
8/2/2018		
	Hands on Heart CPR Awareness	18
	OSSE FA/CPR/AED	18
8/3/2018		
	Hands on Heart CPR Awareness	4
	OSSE FA/CPR/AED	4
8/7/2018		
	General Public FA/CPR/AED	41
	Hands on Heart CPR Awareness	41
8/11/2018		
	Hands on Heart CPR Awareness	217
8/12/2018		

	Hands on Heart CPR Awareness	217
8/13/2018		
	General Public FA/CPR/AED	10
	Hands on Heart CPR Awareness	10
8/14/2018		
	Hands on Heart CPR Awareness	14
	OSSE FA/CPR/AED	14
8/16/2018		
	Hands on Heart CPR Awareness	11
	OSSE FA/CPR/AED	11
8/18/2018		
	General Public FA/CPR/AED	24
	Hands on Heart CPR Awareness	193
8/27/2018		
	General Public FA/CPR/AED	11
	Hands on Heart CPR Awareness	11
9/5/2018		
	OSSE FA/CPR/AED	24
9/11/2018		
	Hands on Heart CPR Awareness	15
	OSSE FA/CPR/AED	15
9/13/2018		
	Hands on Heart CPR Awareness	14
	OSSE FA/CPR/AED	14
9/18/2018		
	General Public FA/CPR/AED	12
	Hands on Heart CPR Awareness	14
	OSSE FA/CPR/AED	14
9/20/2018		
	Hands on Heart CPR Awareness	13
	OSSE FA/CPR/AED	13
9/22/2018		28
9/24/2018		
	General Public FA/CPR/AED	10
	Hands on Heart CPR Awareness	10
2		
7/9/2018		
	General Public FA/CPR/AED	17
	Hands on Heart CPR Awareness	17
8/3/2018		
	General Public FA/CPR/AED	8

	8/15/2018		
	General Public FA/CPR/AED	10	
	Hands on Heart CPR Awareness	7	
	8/23/2018		
	Hands on Heart CPR Awareness	7	
	9/7/2018		
	General Public FA/CPR/AED	21	
	Hands on Heart CPR Awareness	21	
	9/27/2018		
	General Public FA/CPR/AED	12	
	Hands on Heart CPR Awareness	22	
3			
	7/19/2018		
	General Public FA/CPR/AED	28	
	Hands on Heart CPR Awareness	28	
	9/5/2018		
	Hands on Heart CPR Awareness	82	
	9/19/2018		
	Hands on Heart CPR Awareness	38	
4			
	8/7/2018		
	Hands on Heart CPR Awareness	19	
	9/12/2018		
	General Public FA/CPR/AED	15	
	Hands on Heart CPR Awareness	15	
5			
	7/13/2018		
	Hands on Heart CPR Awareness	138	
6			
	7/7/2018		
	General Public FA/CPR/AED	24	
	7/18/2018		26
	7/24/2018		
	General Public FA/CPR/AED	8	
	Hands on Heart CPR Awareness	8	
	8/2/2018		
	General Public FA/CPR/AED	9	
	8/7/2018		
	Hands on Heart CPR Awareness	18	
	8/21/2018		
	Hands on Heart CPR Awareness	22	

9/21/2018		
	General Public FA/CPR/AED	18
	Hands on Heart CPR Awareness	18
7		
7/2/2018		
	General Public FA/CPR/AED	26
	Hands on Heart CPR Awareness	26
7/3/2018		
	General Public FA/CPR/AED	41
	Hands on Heart CPR Awareness	41
7/18/2018		
		52
7/31/2018		
		11
8/1/2018		
		14
8/9/2018		
	General Public FA/CPR/AED	8
	Hands on Heart CPR Awareness	8
8/29/2018		
	General Public FA/CPR/AED	6
8		
7/23/2018		
	General Public FA/CPR/AED	21
	Hands on Heart CPR Awareness	31
7/29/2018		
	General Public FA/CPR/AED	9
	Hands on Heart CPR Awareness	9
8/11/2018		
	General Public FA/CPR/AED	11
	Hands on Heart CPR Awareness	10
8/12/2018		
	Hands on Heart CPR Awareness	217
8/29/2018		
	Hands on Heart CPR Awareness	6
9/7/2018		
	Hands on Heart CPR Awareness	12
9/10/2018		
	General Public FA/CPR/AED	15
	Hands on Heart CPR Awareness	15
9/17/2018		
	General Public FA/CPR/AED	19
9/19/2018		
	General Public FA/CPR/AED	12

9/20/2018		
	Hands on Heart CPR Awareness	12
9/22/2018		33
<b>Grand Total</b>		<b>4997</b>

*\*Note 1: There were no CPR/FA/AED Trainings to report during the first quarter, FY2018.*

*\*Note2: There were no FA/CPR/AED trainings to report during the first quarter, FY2018.\**

## APPENDIX F - COMMUNITY ENGAGEMENT

### COMMUNITY ENGAGEMENT

#### COURSES and ATTENDEES BY QUARTER

QTR	WARD BREAKOUT	DATE OF EVENT	TYPE OF EVENT	NO OF ATTENDEES
1st				
	1			
		11/1/2017		9
		11/18/2017		
			General Volunteer Opportunity (Joyful Market, Seasons of Services, CAFB)	150
		12/1/2017		
			General Volunteer Opportunity (Joyful Market, Seasons of Services, CAFB)	500
		12/12/2017		
			General Volunteer Opportunity (Joyful Market, Seasons of Services, CAFB)	1671
	2			
		11/22/2017		
			General Volunteer Opportunity (Joyful Market, Seasons of Services, CAFB)	5000
	5			
		11/2/2017		
			General Volunteer Opportunity (Joyful Market, Seasons of Services, CAFB)	29
		11/11/2017		
			General Volunteer Opportunity (Joyful Market, Seasons of Services, CAFB)	350
		12/15/2017		
			General Volunteer Opportunity (Joyful Market, Seasons of Services, CAFB)	40
	6			
		12/13/2017		
			General Volunteer Opportunity (Joyful Market, Seasons of Services, CAFB)	3000
	7			
		10/18/2017		
			General Volunteer Opportunity (Joyful Market, Seasons of Services, CAFB)	100
		10/20/2017		5



8		
	10/13/2017	
	General Volunteer Opportunity (Joyful Market, Seasons of Services, CAFB)	260
	10/21/2017	150
	10/26/2017	210
	11/7/2017	175
	12/5/2017	
	General Volunteer Opportunity (Joyful Market, Seasons of Services, CAFB)	160
	12/18/2017	
	General Volunteer Opportunity (Joyful Market, Seasons of Services, CAFB)	170
2nd		
1		
	1/13/2018	15489
	1/18/2018	
	General Volunteer Opportunity (Joyful Market, Seasons of Services, CAFB)	110
	1/29/2018	30
	2/12/2018	
	General Volunteer Opportunity (Joyful Market, Seasons of Services, CAFB)	1
	3/29/2018	97
5		
	2/27/2018	
	General Volunteer Opportunity (Joyful Market, Seasons of Services, CAFB)	65
	3/28/2018	
	General Volunteer Opportunity (Joyful Market, Seasons of Services, CAFB)	97
6		
	1/30/2018	
	General Volunteer Opportunity (Joyful Market, Seasons of Services, CAFB)	38
	2/3/2018	22
7		
	1/16/2017	
	General Volunteer Opportunity (Joyful Market, Seasons of Services, CAFB)	130
	1/11/2018	
	General Volunteer Opportunity (Joyful Market, Seasons of Services, CAFB)	84

2/21/2018	General Volunteer Opportunity (Joyful Market, Seasons of Services, CAFB)	44
3/3/2018	General Volunteer Opportunity (Joyful Market, Seasons of Services, CAFB)	119
8		
1/9/2018	General Volunteer Opportunity (Joyful Market, Seasons of Services, CAFB)	190
1/15/2018	General Volunteer Opportunity (Joyful Market, Seasons of Services, CAFB)	100
1/23/2018	General Volunteer Opportunity (Joyful Market, Seasons of Services, CAFB)	180
2/9/2018	General Volunteer Opportunity (Joyful Market, Seasons of Services, CAFB)	190
3/1/2018	General Volunteer Opportunity (Joyful Market, Seasons of Services, CAFB)	190
3/6/2018	General Volunteer Opportunity (Joyful Market, Seasons of Services, CAFB)	143
3/27/2018	General Volunteer Opportunity (Joyful Market, Seasons of Services, CAFB)	97
3/28/2018	General Volunteer Opportunity (Joyful Market, Seasons of Services, CAFB)	15
3rd		
5		
4/6/2018	General Volunteer Opportunity (Joyful Market, Seasons of Services, CAFB)	23
6		
4/3/2018	General Volunteer Opportunity (Joyful Market, Seasons of Services, CAFB)	300
4/7/2018	General Volunteer Opportunity (Joyful Market, Seasons of Services, CAFB)	22
6/8/2018		

	General Volunteer Opportunity (Joyful Market, Seasons of Services, CAFB)	27
8		
4/13/2018		
	General Volunteer Opportunity (Joyful Market, Seasons of Services, CAFB)	200
4/20/2018		
	General Volunteer Opportunity (Joyful Market, Seasons of Services, CAFB)	45
4/21/2018		
	General Volunteer Opportunity (Joyful Market, Seasons of Services, CAFB)	120
4/26/2018		
	General Volunteer Opportunity (Joyful Market, Seasons of Services, CAFB)	176
5/1/2018		
	General Volunteer Opportunity (Joyful Market, Seasons of Services, CAFB)	170
5/8/2018		
	General Volunteer Opportunity (Joyful Market, Seasons of Services, CAFB)	210
5/10/2018		
	General Volunteer Opportunity (Joyful Market, Seasons of Services, CAFB)	15
5/23/2018		
	General Volunteer Opportunity (Joyful Market, Seasons of Services, CAFB)	189
6/8/2018		
	General Volunteer Opportunity (Joyful Market, Seasons of Services, CAFB)	180
6/26/2018		
	General Volunteer Opportunity (Joyful Market, Seasons of Services, CAFB)	270
6/28/2018		
	General Volunteer Opportunity (Joyful Market, Seasons of Services, CAFB)	233
N/A		
6/16/2018		
	General Volunteer Opportunity (Joyful Market, Seasons of Services, CAFB)	13
4th		
5		
9/8/2018		150
8		

7/12/2018	General Volunteer Opportunity (Joyful Market, Seasons of Services, CAFB)	160
7/20/2018	General Volunteer Opportunity (Joyful Market, Seasons of Services, CAFB)	180
7/24/2018	General Volunteer Opportunity (Joyful Market, Seasons of Services, CAFB)	170
7/26/2018		122
7/27/2018	General Volunteer Opportunity (Joyful Market, Seasons of Services, CAFB)	200
8/7/2018	General Volunteer Opportunity (Joyful Market, Seasons of Services, CAFB)	220
8/8/2018	General Volunteer Opportunity (Joyful Market, Seasons of Services, CAFB)	200
8/9/2018	General Volunteer Opportunity (Joyful Market, Seasons of Services, CAFB)	150
8/17/2018	General Volunteer Opportunity (Joyful Market, Seasons of Services, CAFB)	150
8/21/2018	General Volunteer Opportunity (Joyful Market, Seasons of Services, CAFB)	220
8/31/2018	General Volunteer Opportunity (Joyful Market, Seasons of Services, CAFB)	150
9/14/2018	General Volunteer Opportunity (Joyful Market, Seasons of Services, CAFB)	144
9/18/2018	General Volunteer Opportunity (Joyful Market, Seasons of Services, CAFB)	80
<b>Grand Total</b>		<b>33899</b>

*\*Note: N/A's denote volunteer opportunities where attendees from jurisdictions outside the District of Columbia were included in the attendance count.*